



WY10 &

10HD

BELT SCALES

Tecweigh's WY10 legacy belt scales feature single and dual idler versions ideal for installation on primary belts where high impact and shock force loading applications are encountered. A self-storing calibration weight makes routine checks easy and safe. Plus, the weight can always be found mounted in the belt scale frame.

WY10 & WY10HD Single Idler Scale

- Accuracy $\pm 0.5\%$ or better of totalization over 20 to 100% operating range
- One self-storing calibration weights with manual lifter arm assemblies
- Two linear voltage differential transformers (LVDTs)



Scale Features

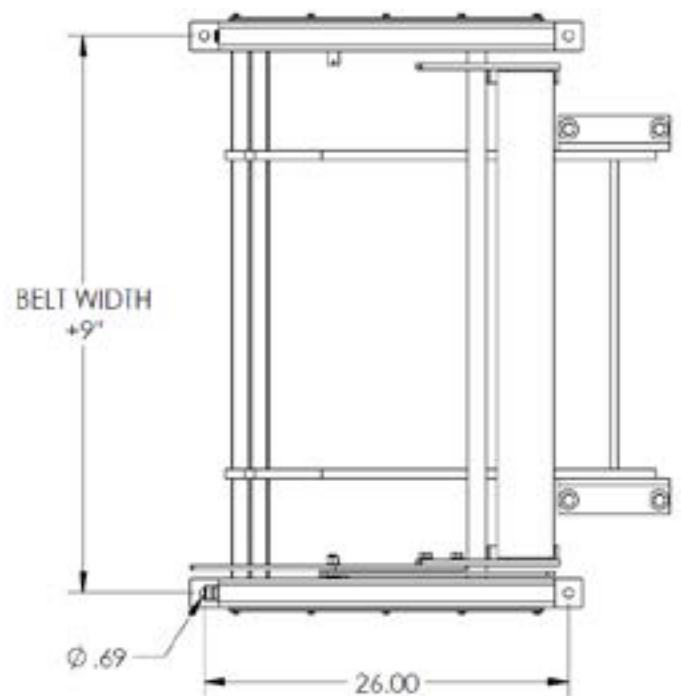
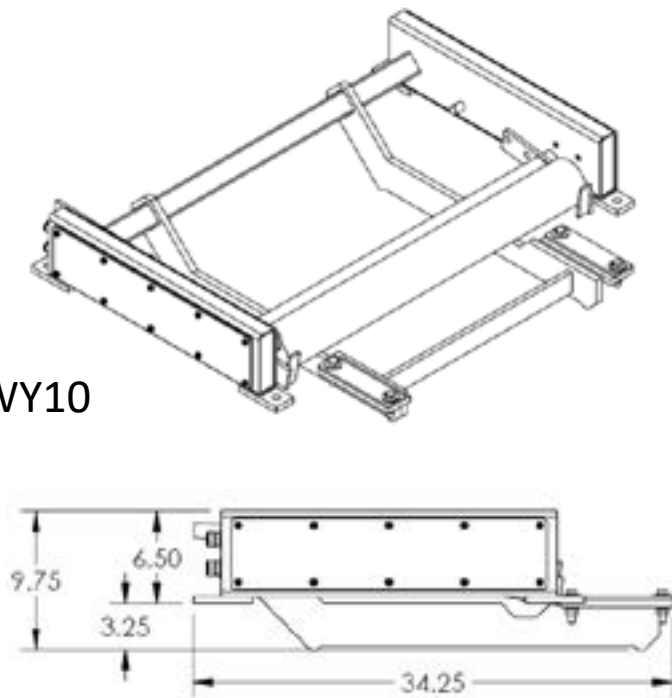
- Single Idler Scale $\pm 1/2\%$
- Fully welded frames
- Standard and high capacity HD versions available
- Standard Belt Widths 36" - 72"
- Heavy duty mild steel carriage assembly with powder coat finish
- Rugged Construction ideally suited for high impact applications like primary belts
- Compatible with all Tecweigh Belt Scale Processors
- LVDT Load Sensors
- Self Storing Calibration Weight
- Installation Kit
- 5-year warranty (1 year on speed sensor)

Options

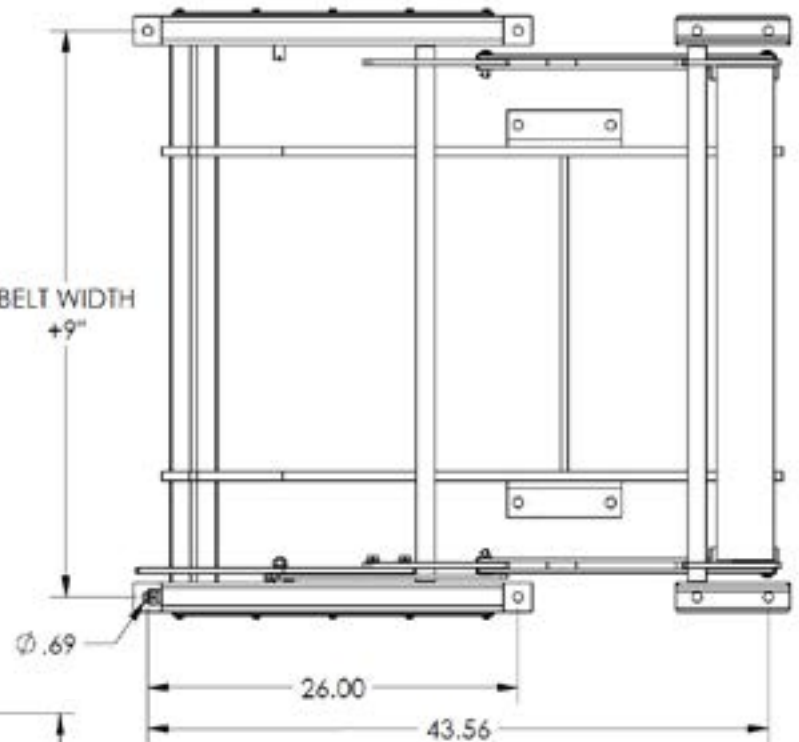
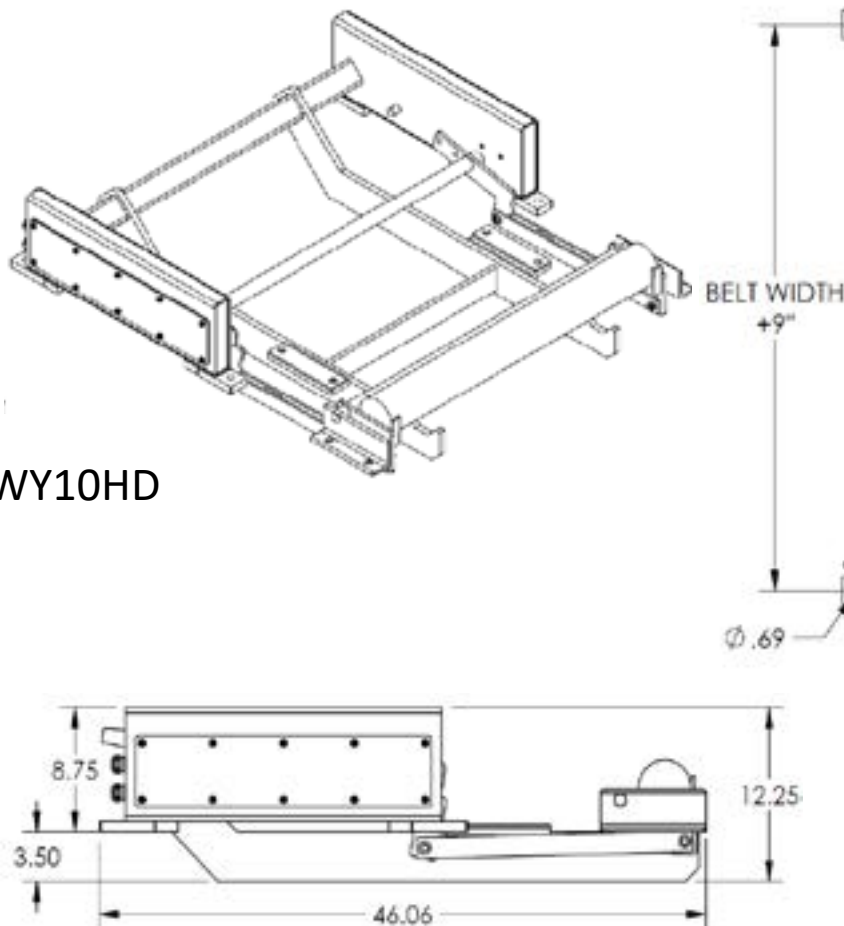
- Tail pulley or heavy duty pulley mounted speed sensor
- Calibration chains and associated motorized storage systems available
- Customized paint options available

WY10 & 10HD BELT SCALES

WY10



WY10HD



Tecweigh / Tecnetics Industries, Inc.
1201 N. Birch Lake Blvd
St Paul, MN 55110

800-536-4880 / 651-777-4780
www.tecweigh.com